

# Production Worksheet

Wilcom EmbroideryStudio - Designing



Design: **3**


Title:

Stitches: 23,045  
 Height: 2.95 in  
 Width: 3.50 in  
 Colors: 13  
 Colorway: Colorway 1  
 Zoom: 1:1

Machine format: Tajima  
 Color changes: 12  
 Stops: 13  
 Trims: 71  
 Appliqués: 0  
 Left: 42.5 mm  
 Right: 46.4 mm  
 Up: 44.0 mm  
 Down: 31.0 mm  
 EndX: 0.00 in  
 EndY: 0.00 in  
 Area 10.34 in<sup>2</sup>  
 Max stitch: 11.2 mm  
 Min stitch: 0.0 mm  
 Max jump: 6.9 mm  
 Total thread: 318.30ft  
 Total bobbin: 96.48ft

Stop Sequence:

#	N#	Color	St.	Code	Name	Chart
1.	14		1,230	R222	G93 B104	
2.	2		1,010	1131	Espresso	Madeira Classic 40
3.	9		681	1003	Cream White	Madeira Classic 40
4.	4		429	1062	Rhino	Madeira Classic 40
5.	7		298	1348	Antique Bronze	Madeira Classic 40
6.	6		800	1329	Toasted Marshmallow	Madeira Classic 40
7.	5		10,026	1127	Loofah	Madeira Classic 40
8.	11		1,431	R194	G137 B52	
9.	3		497	1000		Madeira Classic 40
10.	13		363	R110	G44 B32	
11.	10		522	R153	G90 B39	
12.	8		5,525	1000		Madeira Classic 40
13.	1		231	R254	G255 B224	



# Production Worksheet


Wilcom EmbroideryStudio - Designing



Design: **4**

Title:

Stitches: 31,657  
Height: 3.80 in  
Width: 4.50 in  
Colors: 13  
Colorway: Colorway 1  
Zoom: 1:1



# Production Worksheet

Wilcom EmbroideryStudio - Designing



Design: **4**

Title:

Stitches: 31,657  
 Height: 3.80 in  
 Width: 4.50 in  
 Colors: 13  
 Colorway: Colorway 1  
 Zoom: 1:1

Machine format: Tajima  
 Color changes: 12  
 Stops: 13  
 Trims: 74  
 Appliqués: 0  
 Left: 55.2 mm  
 Right: 59.1 mm  
 Up: 54.7 mm  
 Down: 41.8 mm  
 EndX: 0.00 in  
 EndY: 0.00 in  
 Area 17.10 in<sup>2</sup>  
 Max stitch: 8.3 mm  
 Min stitch: 0.0 mm  
 Max jump: 7.0 mm  
 Total thread: 459.87ft  
 Total bobbin: 146.89ft

Stop Sequence:

#	N#	Color	St.	Code	Name	Chart
1.	14		1,892		R222 G93 B104	
2.	2		1,406	1131	Espresso	Madeira Classic 40
3.	9		974	1003	Cream White	Madeira Classic 40
4.	4		557	1062	Rhino	Madeira Classic 40
5.	7		431	1348	Antique Bronze	Madeira Classic 40
6.	6		1,166	1329	Toasted Marshmallow	Madeira Classic 40
7.	5		14,836	1127	Loofah	Madeira Classic 40
8.	11		1,865		R194 G137 B52	
9.	3		618	1000		Madeira Classic 40
10.	13		402		R110 G44 B32	
11.	10		582		R153 G90 B39	
12.	8		6,667	1000		Madeira Classic 40
13.	1		259		R254 G255 B224	

# Production Worksheet


Wilcom EmbroideryStudio - Designing



Design: **5**

Title:

Stitches: 41,580  
Height: 4.64 in  
Width: 5.50 in  
Colors: 13  
Colorway: Colorway 1  
Zoom: 1:1



# Production Worksheet

Wilcom EmbroideryStudio - Designing



Design: **5**

Title:

Stitches: 41,580  
 Height: 4.64 in  
 Width: 5.50 in  
 Colors: 13  
 Colorway: Colorway 1  
 Zoom: 1:1

Machine format: Tajima  
 Color changes: 12  
 Stops: 13  
 Trims: 79  
 Appliqués: 0  
 Left: 67.9 mm  
 Right: 71.8 mm  
 Up: 65.5 mm  
 Down: 52.5 mm  
 EndX: 0.00 in  
 EndY: 0.00 in  
 Area 25.54 in<sup>2</sup>  
 Max stitch: 10.2 mm  
 Min stitch: 0.0 mm  
 Max jump: 7.0 mm  
 Total thread: 626.11ft  
 Total bobbin: 206.82ft

Stop Sequence:

#	N#	Color	St.	Code	Name	Chart
1.	14		2,652		R222 G93 B104	
2.	2		1,866	1131	Espresso	Madeira Classic 40
3.	9		1,326	1003	Cream White	Madeira Classic 40
4.	4		727	1062	Rhino	Madeira Classic 40
5.	7		580	1348	Antique Bronze	Madeira Classic 40
6.	6		1,645	1329	Toasted Marshmallow	Madeira Classic 40
7.	5		20,464	1127	Loofah	Madeira Classic 40
8.	11		2,395		R194 G137 B52	
9.	3		746	1000		Madeira Classic 40
10.	13		454		R110 G44 B32	
11.	10		652		R153 G90 B39	
12.	8		7,761	1000		Madeira Classic 40
13.	1		310		R254 G255 B224	

# Production Worksheet


Wilcom EmbroideryStudio - Designing



Design: **6**

Title:

Stitches: 52,453  
Height: 5.49 in  
Width: 6.50 in  
Colors: 13  
Colorway: Colorway 1  
Zoom: 1:1



# Production Worksheet

Wilcom EmbroideryStudio - Designing



Design: **6**

Title:

Stitches: 52,453  
 Height: 5.49 in  
 Width: 6.50 in  
 Colors: 13  
 Colorway: Colorway 1  
 Zoom: 1:1

Machine format: Tajima  
 Color changes: 12  
 Stops: 13  
 Trims: 82  
 Appliqués: 0  
 Left: 80.6 mm  
 Right: 84.5 mm  
 Up: 76.2 mm  
 Down: 63.2 mm  
 EndX: 0.00 in  
 EndY: 0.00 in  
 Area 35.67 in<sup>2</sup>  
 Max stitch: 12.0 mm  
 Min stitch: 0.0 mm  
 Max jump: 6.9 mm  
 Total thread: 815.20ft  
 Total bobbin: 276.59ft

Stop Sequence:

#	N#	Color	St.	Code	Name	Chart
1.	14		3,608		R222 G93 B104	
2.	2		2,313	1131	Espresso	Madeira Classic 40
3.	9		1,720	1003	Cream White	Madeira Classic 40
4.	4		910	1062	Rhino	Madeira Classic 40
5.	7		736	1348	Antique Bronze	Madeira Classic 40
6.	6		2,171	1329	Toasted Marshmallow	Madeira Classic 40
7.	5		26,603	1127	Loofah	Madeira Classic 40
8.	11		3,013		R194 G137 B52	
9.	3		871	1000		Madeira Classic 40
10.	13		506		R110 G44 B32	
11.	10		730		R153 G90 B39	
12.	8		8,916	1000		Madeira Classic 40
13.	1		354		R254 G255 B224	

# Production Worksheet


Wilcom EmbroideryStudio - Designing



Design: **7**

Title:

Stitches: 70,698  
Height: 6.33 in  
Width: 7.50 in  
Colors: 13  
Colorway: Colorway 1  
Zoom: 1:1



# Production Worksheet

Wilcom EmbroideryStudio - Designing



Design: **7**

Title:

Stitches: 70,698  
 Height: 6.33 in  
 Width: 7.50 in  
 Colors: 13  
 Colorway: Colorway 1  
 Zoom: 1:1

Machine format: Tajima  
 Color changes: 12  
 Stops: 13  
 Trims: 84  
 Appliqués: 0  
 Left: 93.3 mm  
 Right: 97.2 mm  
 Up: 86.9 mm  
 Down: 73.9 mm  
 EndX: 0.00 in  
 EndY: 0.00 in  
 Area 47.49 in<sup>2</sup>  
 Max stitch: 9.6 mm  
 Min stitch: 0.0 mm  
 Max jump: 6.9 mm  
 Total thread: 1138.83ft  
 Total bobbin: 397.43ft

Stop Sequence:

#	N#	Color	St.	Code	Name	Chart
1.	14		4,654		R222 G93 B104	
2.	2		2,815	1131	Espresso	Madeira Classic 40
3.	9		2,110	1003	Cream White	Madeira Classic 40
4.	4		1,119	1062	Rhino	Madeira Classic 40
5.	7		932	1348	Antique Bronze	Madeira Classic 40
6.	6		2,766	1329	Toasted Marshmallow	Madeira Classic 40
7.	5		39,832	1127	Loofah	Madeira Classic 40
8.	11		3,616		R194 G137 B52	
9.	3		1,005	1000		Madeira Classic 40
10.	13		551		R110 G44 B32	
11.	10		801		R153 G90 B39	
12.	8		10,097	1000		Madeira Classic 40
13.	1		398		R254 G255 B224	