

Production Worksheet

Wilcom EmbroideryStudio - Designing



Design: **3**

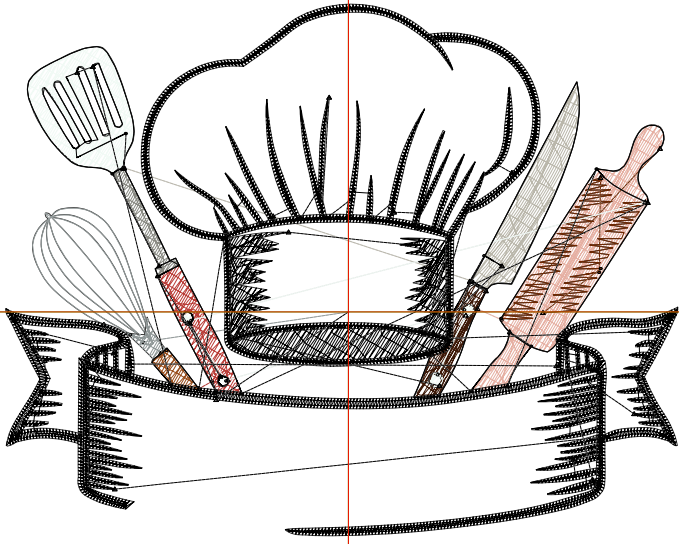
Title:

Stitches: 9,623
 Height: 2.77 in
 Width: 3.50 in
 Colors: 10
 Colorway: Colorway 1
 Zoom: 1:1

Machine format: Tajima
 Color changes: 10
 Stops: 11
 Trims: 54
 Appliqués: 0
 Left: 45.3 mm
 Right: 43.5 mm
 Up: 40.7 mm
 Down: 29.6 mm
 EndX: 0.00 in
 EndY: 0.00 in
 Area 9.68 in²
 Max stitch: 6.9 mm
 Min stitch: 0.0 mm
 Max jump: 6.9 mm
 Total thread: 121.41ft
 Total bobbin: 32.39ft

Stop Sequence:

#	N#	Color	St.	Code	Name	Chart
1.	12		165		R145 G153 B153	
2.	1		61		R153 G78 B28	
3.	2		201		R186 G61 B56	
4.	3		134		R137 G138 B131	
5.	10		458		R241 G250 B245	
6.	5		215		R186 G183 B171	
7.	6		153		R61 G25 B8	
8.	4		475		R230 G176 B163	
9.	9		189		R110 G40 B2	
10.	10		89		R241 G250 B245	
11.	8		7,481	8	Black	Default



Production Worksheet

Wilcom EmbroideryStudio - Designing



Design: **4**


Title:

Stitches: 11,054
 Height: 3.16 in
 Width: 4.00 in
 Colors: 10
 Colorway: Colorway 1
 Zoom: 1:1

Machine format: Tajima
 Color changes: 10
 Stops: 11
 Trims: 55
 Appliqués: 0
 Left: 51.7 mm
 Right: 49.9 mm
 Up: 45.7 mm
 Down: 34.6 mm
 EndX: 0.00 in
 EndY: 0.00 in
 Area: 12.65 in²
 Max stitch: 7.0 mm
 Min stitch: 0.0 mm
 Max jump: 7.0 mm
 Total thread: 143.62ft
 Total bobbin: 39.99ft

Stop Sequence:

#	N#	Color	St.	Code	Name	Chart
1.	12		185	R145	G153 B153	
2.	1		65	R153	G78 B28	
3.	2		223	R186	G61 B56	
4.	3		151	R137	G138 B131	
5.	10		546	R241	G250 B245	
6.	5		268	R186	G183 B171	
7.	6		183	R61	G25 B8	
8.	4		561	R230	G176 B163	
9.	9		202	R110	G40 B2	
10.	10		98	R241	G250 B245	
11.	8		8,570	8	Black	Default



Production Worksheet

Wilcom EmbroideryStudio - Designing



Design: **4**


Title:

Stitches: 12,495
 Height: 3.56 in
 Width: 4.50 in
 Colors: 10
 Colorway: Colorway 1
 Zoom: 1:1

Machine format: Tajima
 Color changes: 10
 Stops: 11
 Trims: 59
 Appliqués: 0
 Left: 58.0 mm
 Right: 56.2 mm
 Up: 50.8 mm
 Down: 39.6 mm
 EndX: 0.00 in
 EndY: 0.00 in
 Area: 16.01 in²
 Max stitch: 7.0 mm
 Min stitch: 0.0 mm
 Max jump: 7.0 mm
 Total thread: 167.43ft
 Total bobbin: 48.50ft

Stop Sequence:

#	N#	Color	St.	Code	Name	Chart
1.	12		204		R145 G153 B153	
2.	1		81		R153 G78 B28	
3.	2		257		R186 G61 B56	
4.	3		167		R137 G138 B131	
5.	10		635		R241 G250 B245	
6.	5		318		R186 G183 B171	
7.	6		201		R61 G25 B8	
8.	4		674		R230 G176 B163	
9.	9		216		R110 G40 B2	
10.	10		111		R241 G250 B245	
11.	8		9,629	8	Black	Default



Production Worksheet

Wilcom EmbroideryStudio - Designing



Design: **5**


Title:

Stitches: 14,025
 Height: 3.95 in
 Width: 5.00 in
 Colors: 10
 Colorway: Colorway 1
 Zoom: 1:1

Machine format: Tajima
 Color changes: 10
 Stops: 11
 Trims: 61
 Appliqués: 0
 Left: 64.4 mm
 Right: 62.6 mm
 Up: 55.8 mm
 Down: 44.7 mm
 EndX: 0.00 in
 EndY: 0.00 in
 Area: 19.76 in²
 Max stitch: 7.0 mm
 Min stitch: 0.0 mm
 Max jump: 7.0 mm
 Total thread: 193.61ft
 Total bobbin: 58.06ft

Stop Sequence:

#	N#	Color	St.	Code	Name	Chart
1.	12		226		R145 G153 B153	
2.	1		87		R153 G78 B28	
3.	2		296		R186 G61 B56	
4.	3		190		R137 G138 B131	
5.	10		730		R241 G250 B245	
6.	5		379		R186 G183 B171	
7.	6		237		R61 G25 B8	
8.	4		802		R230 G176 B163	
9.	9		239		R110 G40 B2	
10.	10		128		R241 G250 B245	
11.	8		10,709	8	Black	Default



Production Worksheet

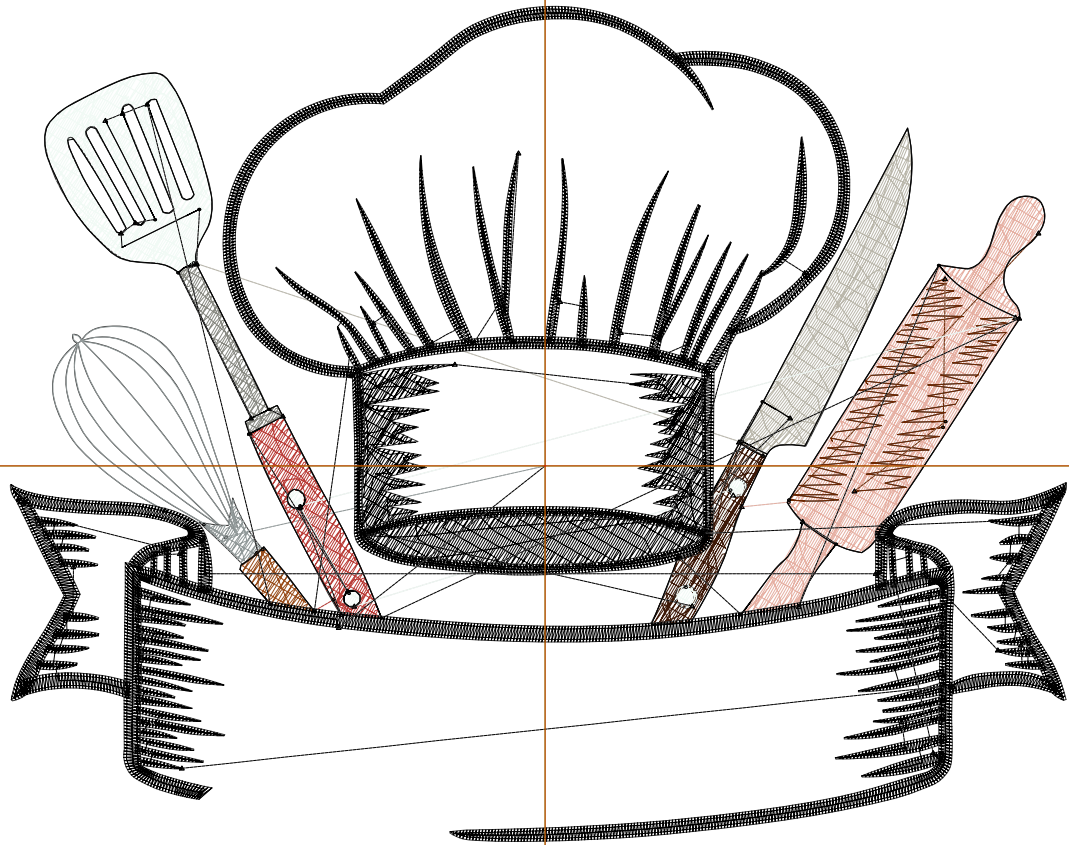
Wilcom EmbroideryStudio - Designing



Design: **5**

Title:

Stitches: 15,602
Height: 4.35 in
Width: 5.50 in
Colors: 10
Colorway: Colorway 1
Zoom: 1:1



1

2

2

Production Worksheet

Wilcom EmbroideryStudio - Designing



Design: **5**

Title:

Stitches: 15,602
 Height: 4.35 in
 Width: 5.50 in
 Colors: 10
 Colorway: Colorway 1
 Zoom: 1:1

Machine format: Tajima
 Color changes: 10
 Stops: 11
 Trims: 64
 Appliqués: 0
 Left: 70.7 mm
 Right: 68.9 mm
 Up: 60.8 mm
 Down: 49.7 mm
 EndX: 0.00 in
 EndY: 0.00 in
 Area 23.92 in²
 Max stitch: 6.8 mm
 Min stitch: 0.0 mm
 Max jump: 6.8 mm
 Total thread: 221.65ft
 Total bobbin: 68.54ft

Stop Sequence:

#	N#	Color	St.	Code	Name	Chart
1.	12		244		R145 G153 B153	
2.	1		94		R153 G78 B28	
3.	2		340		R186 G61 B56	
4.	3		211		R137 G138 B131	
5.	10		824		R241 G250 B245	
6.	5		439		R186 G183 B171	
7.	6		264		R61 G25 B8	
8.	4		949		R230 G176 B163	
9.	9		260		R110 G40 B2	
10.	10		134		R241 G250 B245	
11.	8		11,841	8	Black	Default

Production Worksheet


Wilcom EmbroideryStudio - Designing



Design: **6**

Title:

Stitches: 17,267
Height: 4.74 in
Width: 6.00 in
Colors: 10
Colorway: Colorway 1
Zoom: 1:1



Production Worksheet

Wilcom EmbroideryStudio - Designing



Design: **6**

Title:

Stitches: 17,267
 Height: 4.74 in
 Width: 6.00 in
 Colors: 10
 Colorway: Colorway 1
 Zoom: 1:1

Machine format: Tajima
 Color changes: 10
 Stops: 11
 Trims: 66
 Appliqués: 0
 Left: 77.1 mm
 Right: 75.3 mm
 Up: 65.8 mm
 Down: 54.7 mm
 EndX: 0.00 in
 EndY: 0.00 in
 Area 28.46 in²
 Max stitch: 6.9 mm
 Min stitch: 0.0 mm
 Max jump: 7.0 mm
 Total thread: 251.42ft
 Total bobbin: 79.71ft

Stop Sequence:

#	N#	Color	St.	Code	Name	Chart
1.	12		263		R145 G153 B153	
2.	1		114		R153 G78 B28	
3.	2		395		R186 G61 B56	
4.	3		234		R137 G138 B131	
5.	10		945		R241 G250 B245	
6.	5		513		R186 G183 B171	
7.	6		304		R61 G25 B8	
8.	4		1,079		R230 G176 B163	
9.	9		275		R110 G40 B2	
10.	10		152		R241 G250 B245	
11.	8		12,991	8	Black	Default

Production Worksheet


Wilcom EmbroideryStudio - Designing



Design: **6**

Title:

Stitches: 18,716
Height: 5.14 in
Width: 6.50 in
Colors: 10
Colorway: Colorway 1
Zoom: 1:1



Production Worksheet

Wilcom EmbroideryStudio - Designing



Design: **6**

Title:

Stitches: 18,716
 Height: 5.14 in
 Width: 6.50 in
 Colors: 10
 Colorway: Colorway 1
 Zoom: 1:1

Machine format: Tajima
 Color changes: 10
 Stops: 11
 Trims: 72
 Appliqués: 0
 Left: 83.4 mm
 Right: 81.6 mm
 Up: 70.8 mm
 Down: 59.7 mm
 EndX: 0.00 in
 EndY: 0.00 in
 Area 33.40 in²
 Max stitch: 7.0 mm
 Min stitch: 0.0 mm
 Max jump: 7.0 mm
 Total thread: 279.77ft
 Total bobbin: 90.87ft

Stop Sequence:

#	N#	Color	St.	Code	Name	Chart
1.	12		288		R145 G153 B153	
2.	1		125		R153 G78 B28	
3.	2		422		R186 G61 B56	
4.	3		246		R137 G138 B131	
5.	10		1,001		R241 G250 B245	
6.	5		573		R186 G183 B171	
7.	6		316		R61 G25 B8	
8.	4		1,239		R230 G176 B163	
9.	9		288		R110 G40 B2	
10.	10		157		R241 G250 B245	
11.	8		14,059	8	Black	Default

Production Worksheet


Wilcom EmbroideryStudio - Designing



Design: **7**

Title:

Stitches: 20,443
Height: 5.54 in
Width: 7.00 in
Colors: 10
Colorway: Colorway 1
Zoom: 1:1



Production Worksheet

Wilcom EmbroideryStudio - Designing



Design: **7**

Title:

Stitches: 20,443
 Height: 5.54 in
 Width: 7.00 in
 Colors: 10
 Colorway: Colorway 1
 Zoom: 1:1

Machine format: Tajima
 Color changes: 10
 Stops: 11
 Trims: 74
 Appliqués: 0
 Left: 89.8 mm
 Right: 88.0 mm
 Up: 75.9 mm
 Down: 64.7 mm
 EndX: 0.00 in
 EndY: 0.00 in
 Area 38.74 in²
 Max stitch: 7.5 mm
 Min stitch: 0.0 mm
 Max jump: 6.9 mm
 Total thread: 313.18ft
 Total bobbin: 103.96ft

Stop Sequence:

#	N#	Color	St.	Code	Name	Chart
1.	12		302		R145 G153 B153	
2.	1		139		R153 G78 B28	
3.	2		462		R186 G61 B56	
4.	3		269		R137 G138 B131	
5.	10		1,114		R241 G250 B245	
6.	5		664		R186 G183 B171	
7.	6		347		R61 G25 B8	
8.	4		1,410		R230 G176 B163	
9.	9		304		R110 G40 B2	
10.	10		168		R241 G250 B245	
11.	8		15,262	8	Black	Default

Production Worksheet


Wilcom EmbroideryStudio - Designing



Design: **7**

Title:

Stitches: 22,132
Height: 5.93 in
Width: 7.50 in
Colors: 10
Colorway: Colorway 1
Zoom: 1:1



1

1

2

2

Production Worksheet

Wilcom EmbroideryStudio - Designing



Design: **7**

Title:

Stitches: 22,132
 Height: 5.93 in
 Width: 7.50 in
 Colors: 10
 Colorway: Colorway 1
 Zoom: 1:1

Machine format: Tajima
 Color changes: 10
 Stops: 11
 Trims: 75
 Appliqués: 0
 Left: 96.1 mm
 Right: 94.3 mm
 Up: 80.9 mm
 Down: 69.8 mm
 EndX: 0.00 in
 EndY: 0.00 in
 Area 44.47 in²
 Max stitch: 6.9 mm
 Min stitch: 0.0 mm
 Max jump: 6.9 mm
 Total thread: 347.54ft
 Total bobbin: 117.75ft

Stop Sequence:

#	N#	Color	St.	Code	Name	Chart
1.	12		321		R145 G153 B153	
2.	1		145		R153 G78 B28	
3.	2		514		R186 G61 B56	
4.	3		292		R137 G138 B131	
5.	10		1,240		R241 G250 B245	
6.	5		725		R186 G183 B171	
7.	6		396		R61 G25 B8	
8.	4		1,581		R230 G176 B163	
9.	9		324		R110 G40 B2	
10.	10		180		R241 G250 B245	
11.	8		16,412	8	Black	Default